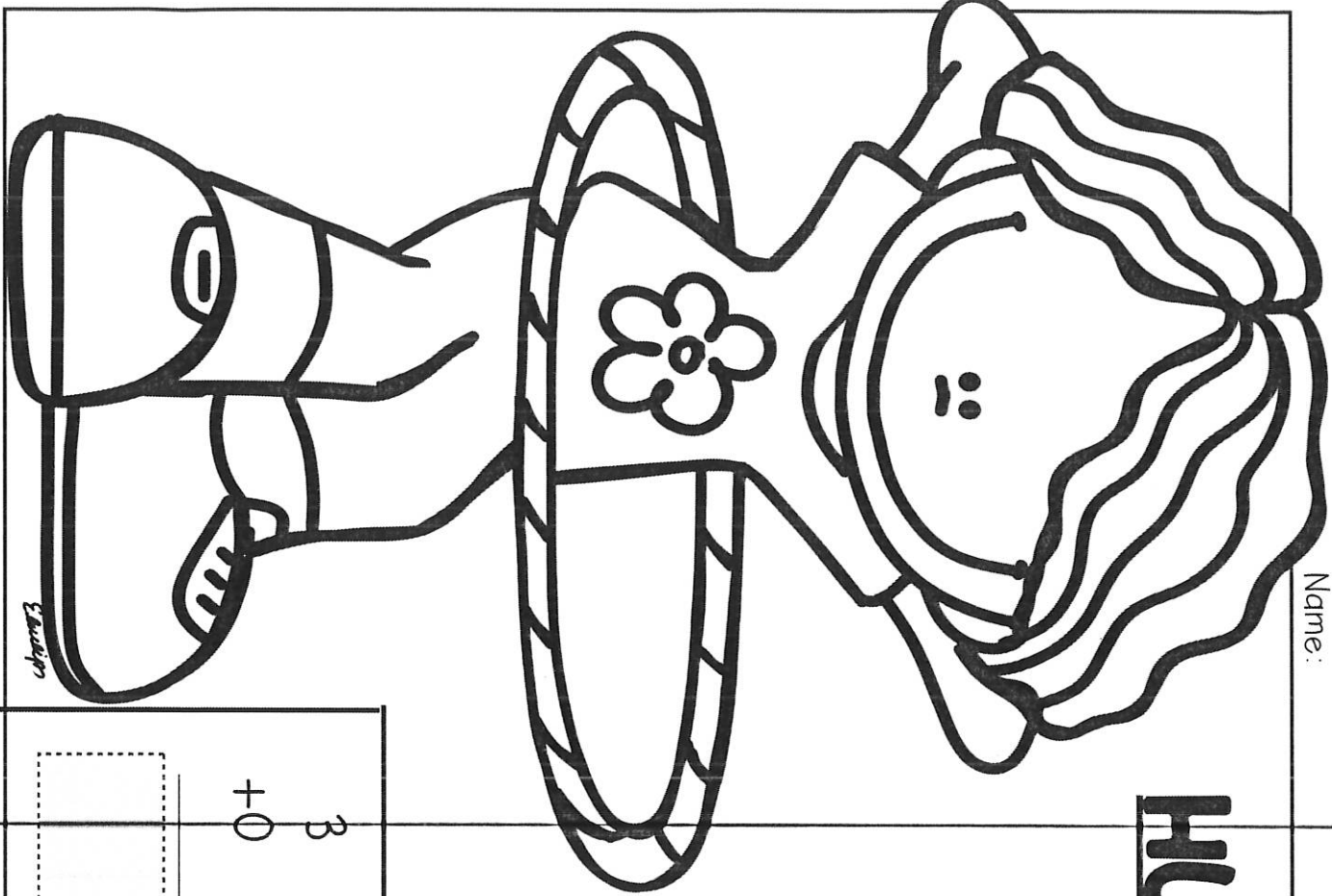


Name: _____



Hula Hoop Addition

Directions: Cut and glue the number to show the sum.

3 $+0$ <input type="text"/>	3 $+2$ <input type="text"/>	2 $+5$ <input type="text"/>	1 $+1$ <input type="text"/>
6 $+2$ <input type="text"/>	6 $+2$ <input type="text"/>	0 $+1$ <input type="text"/>	5 $+4$ <input type="text"/>
2 $+2$ <input type="text"/>	2 $+2$ <input type="text"/>	4 $+1$ <input type="text"/>	5 $+5$ <input type="text"/>
3 $+0$ <input type="text"/>	3 $+0$ <input type="text"/>	3 $+0$ <input type="text"/>	3 $+0$ <input type="text"/>

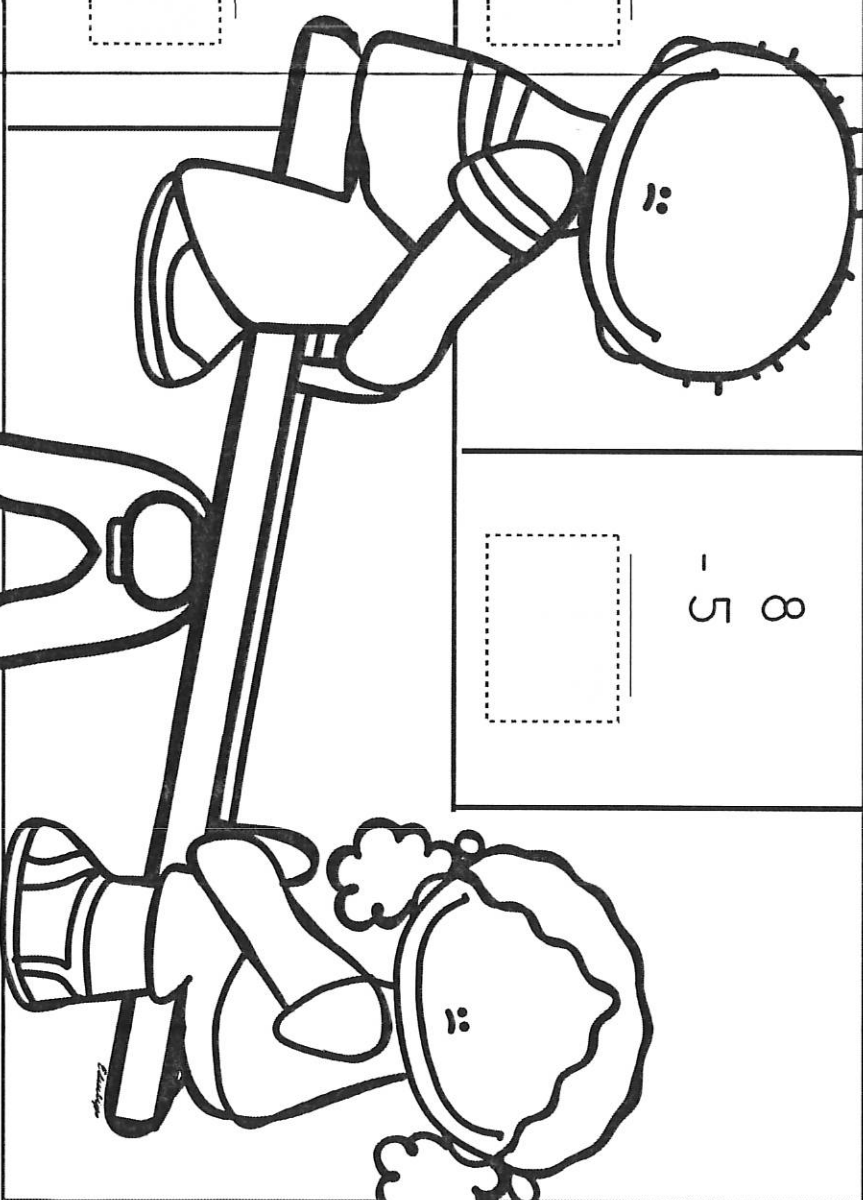
- 1
- 2
- 3
- 4
- 5
- 6
- 7
- 8
- 9
- 10

Name: _____

Directions: Cut and glue the number to show the sum.

see saw subtraction

$2 - 1$ <input type="text"/>	$10 - 1$ <input type="text"/>	$8 - 2$ <input type="text"/>	$5 - 3$ <input type="text"/>	$7 - 2$ <input type="text"/>
$8 - 4$ <input type="text"/>	$9 - 1$ <input type="text"/>	$8 - 5$ <input type="text"/>		
$10 - 0$ <input type="text"/>	$9 - 3$ <input type="text"/>			



- 1
- 2
- 3
- 4
- 5
- 6
- 7
- 8
- 9
- 10


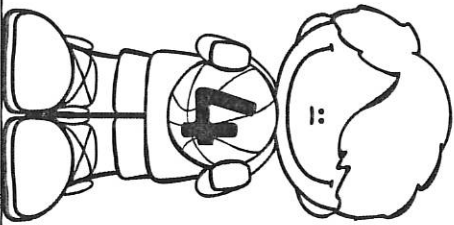
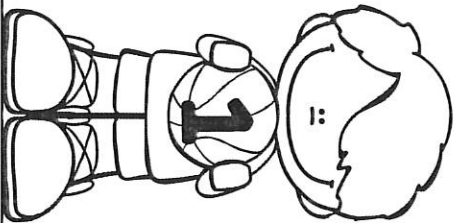
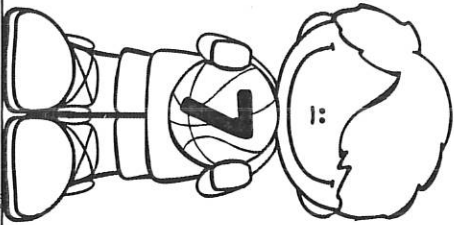
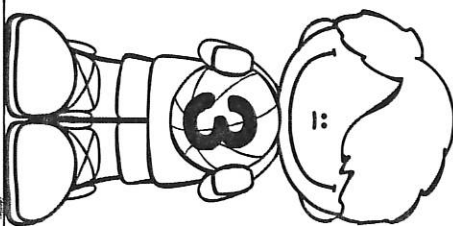


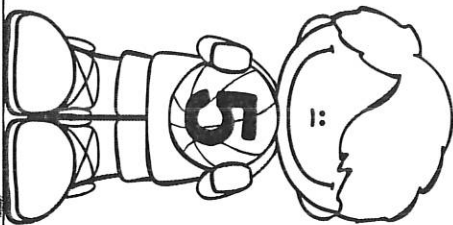
Name: _____



SHOOTING HOOPS



Directions: Cut and glue the equation to show the number in the basketball.



$1 + 2$

$3 + 3$

$1 + 1$

$4 + 4$

$7 - 6$

$4 + 3$

$2 + 2$

$9 - 4$

Name: _____

Directions: Cut and glue the missing addend to complete the equation.

Summer Day addition

$$5 + \square = 6$$

$$1 + \square = 11$$

$$4 + \square = 6$$

$$0 + \square = 9$$

$$2 + \square = 10$$



$$4 + \square = 7$$

$$4 + \square = 8$$

$$1 + \square = 8$$

$$0 + \square = 5$$

$$3 + \square = 9$$

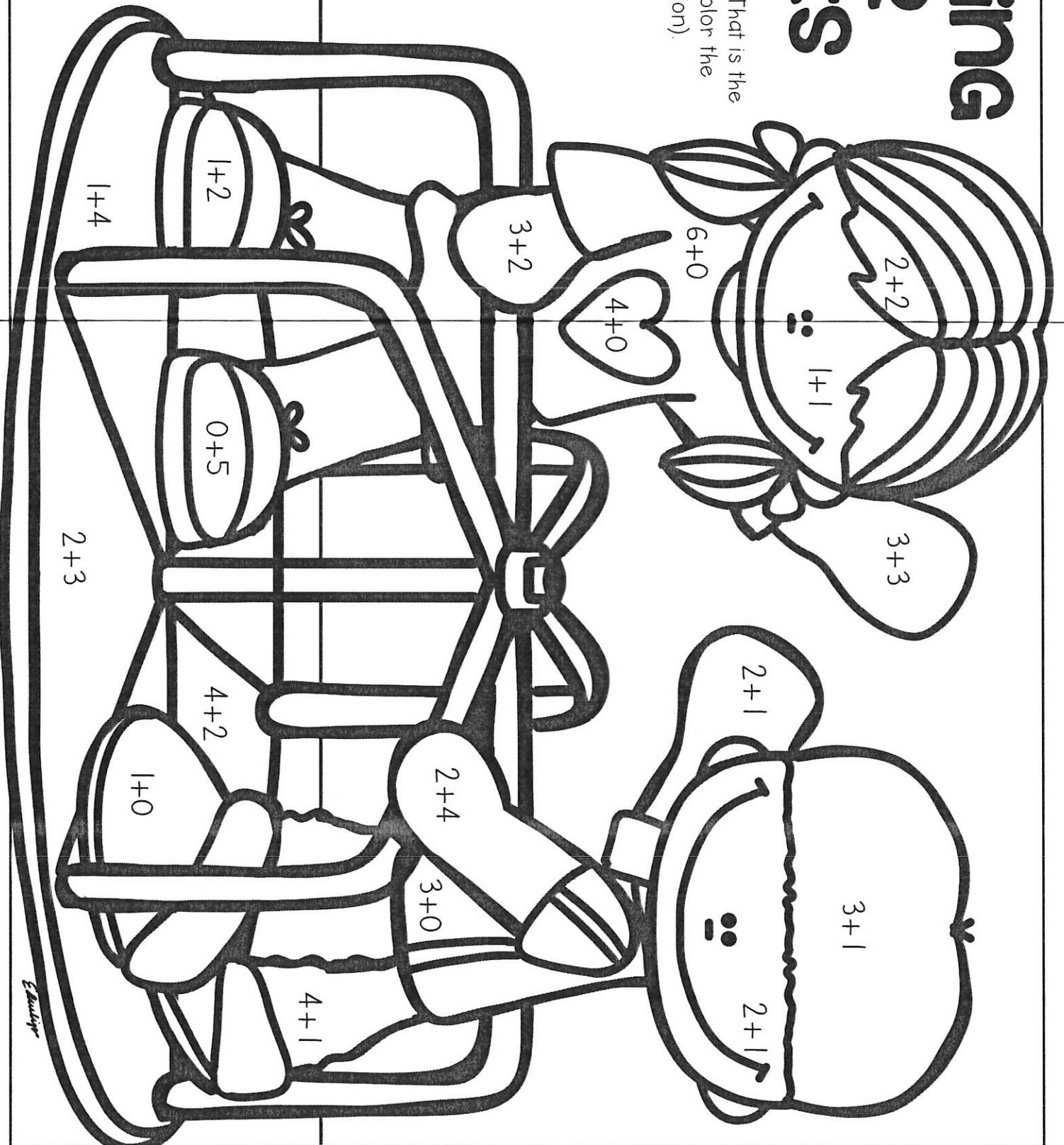


1 2 3 4 5 6 7 8 9 10

Name: _____

Spinning FOR facts

Directions: Roll 1 die. That is the answer. Find and color the problem (equation).




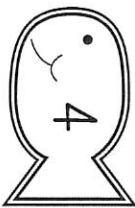
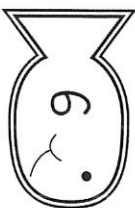

Name: _____

FISHING FOR FACTS!

Directions: Roll 2 dice. Add them together and color the sum using the picture below.

11

10



Name: _____

HIP...HOP...HOPSCOTCH

Directions: Roll a die. Use that number to solve the problem.

7	
3	

3	
2	

9	
3	

2	
1	

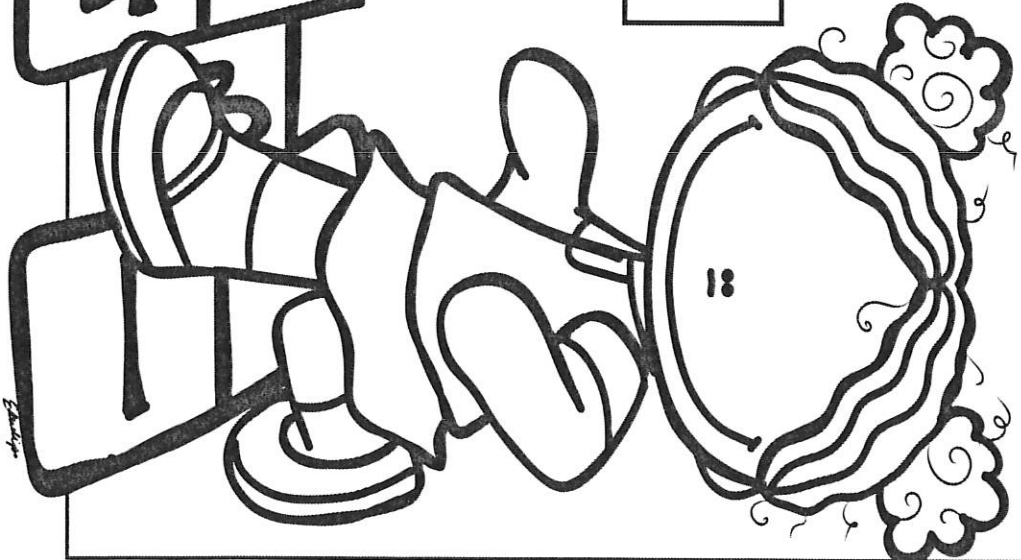

4	
1	

8	
5	

6	
4	

5	
0	

BONUS: Turn this paper over. Write ways to make 5. Use both addition and subtraction!



Name: _____

HIP ...HOP ...HOPSCOTCH

Directions: Roll a die. Use that number to make the teen number.

17	
10	7

13	
10	

11	
10	

12	
10	


15	
10	

14	
10	

16	
10	

BONUS:

Turn this paper over. Write ways to make: 18, 19 and 20. Start with a group of 10 and add some extra ones!



BUBBIE FUN!

"Plus One"

3 8 4 7

7 4 5 4 3

6 7 3 8 6

4 5 8 7 5

4 7 4 8 4


Directions: Roll a die. Add 1 more to the number rolled. Color that bubble!

Name: _____

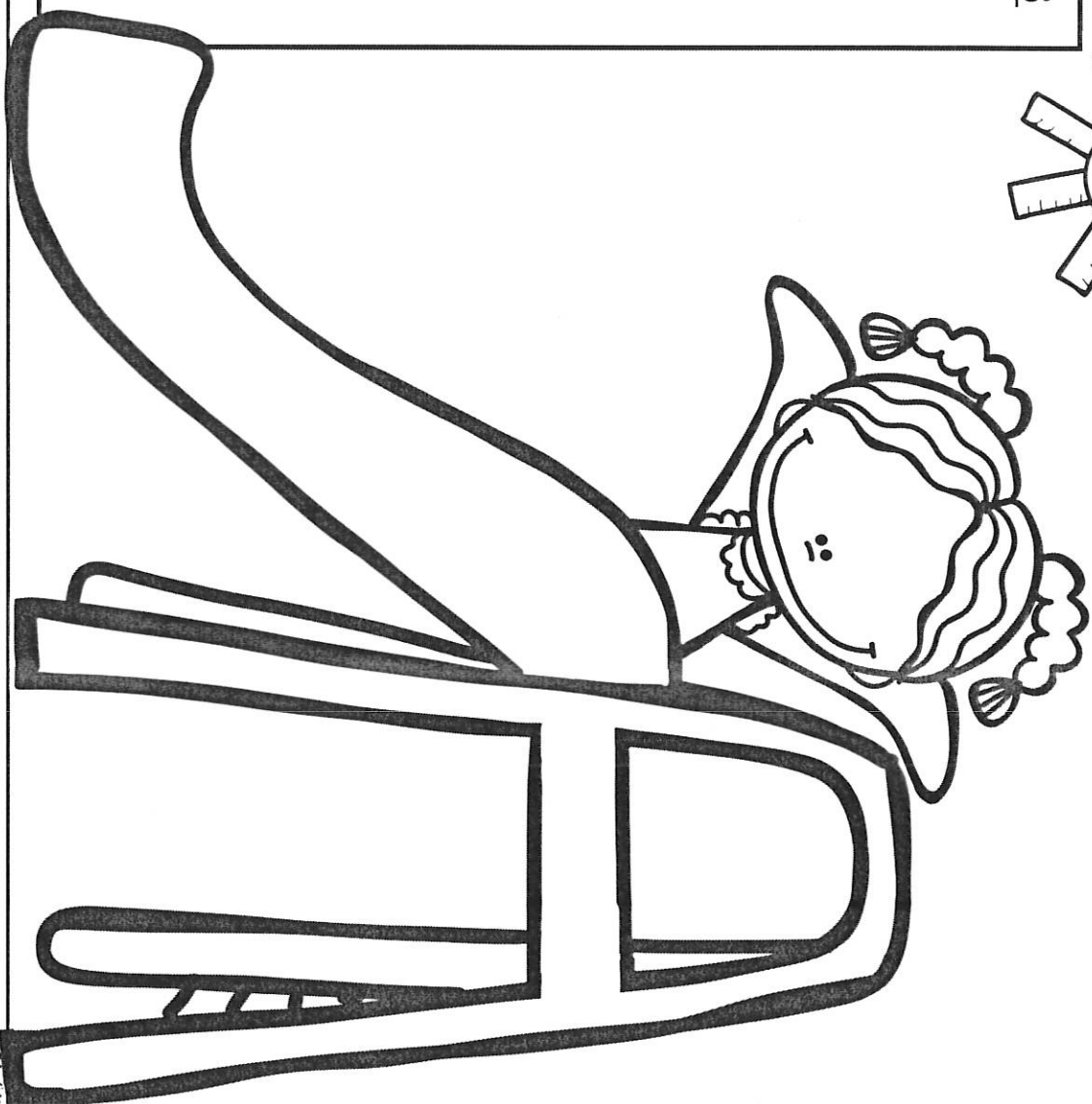
Summer Side

LESS than 5

MORE than 5



Directions: Cut and glue the equation to show if it is less than 5 or more than 5.



$4 + 2$

$6 - 2$

$3 + 4$

$8 - 6$

$6 + 0$


$7 - 7$

Name: _____

Summer Side

LESS than 10

MORE than 10



Directions: Cut and glue the equation to show if it is less than 10 or more than 10.



$6 + 5$

$12 - 7$

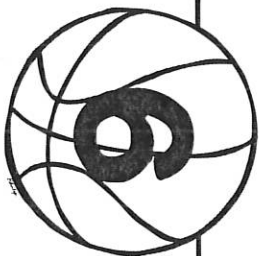
$3 + 9$

$6 - 6$

$9 + 0$

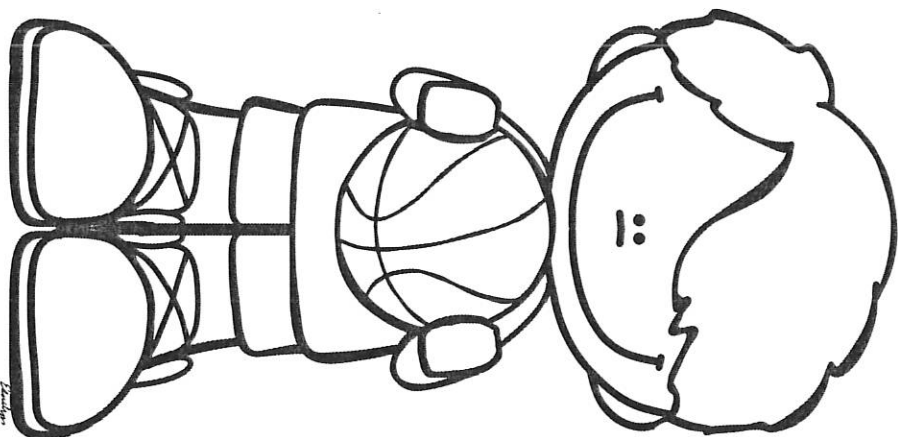
$8 + 4$

ADDITION SORT

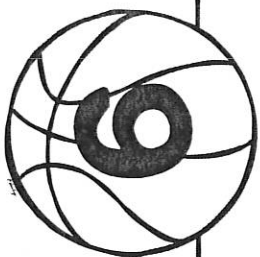


Blank rectangular area for pasting the number 6.

Directions: Cut and glue the equation to show if the sum is 6 or 9.



BONUS: Turn the paper over and write other ways to make 6 or 9.



Blank rectangular area for pasting the number 9.

8 + 1

3 + 3

7 + 2

5 + 4

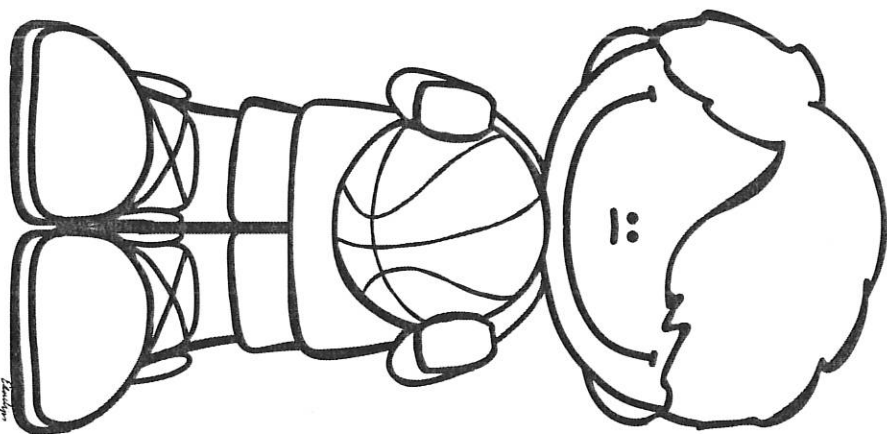
2 + 4

1 + 5

SUBTRACTION SORT



Directions: Cut and glue the equation to show if the sum is 4 or 5.



BONUS: Turn the paper over and write other ways to make 4 or 5.



10 - 6

9 - 4

10 - 5

8 - 4

9 - 5

8 - 3

TEEN NUMBERS

10 + 3	
--------	--

A group of ten
plus some extra
ones!

10 + 6	
--------	--


10 + 2	
--------	--

10 + 5	
--------	--

10 + 4	
--------	--

10 + 1	
--------	--

10 + 7	
--------	--



11	12	13	14	15	16	17
----	----	----	----	----	----	----