

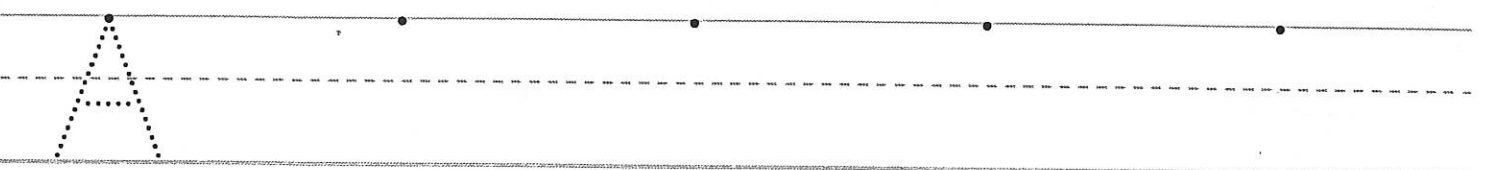

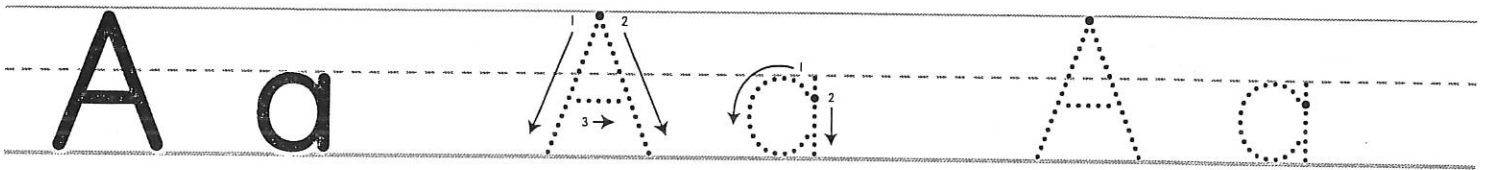
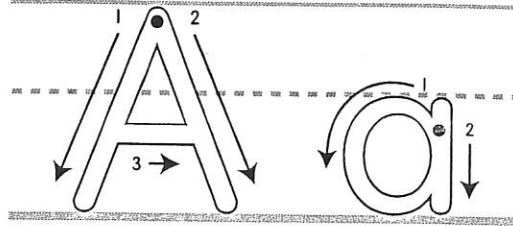



Name: \_\_\_\_\_

# Letter Formation

Aa is for Apple


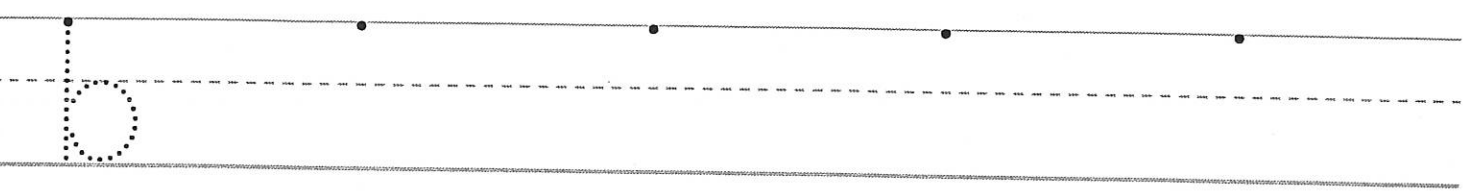
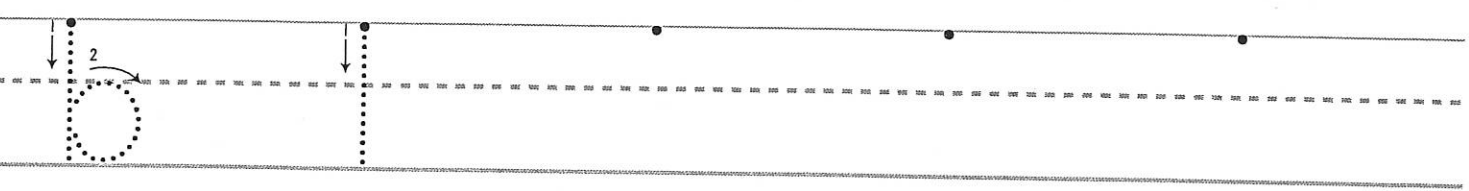
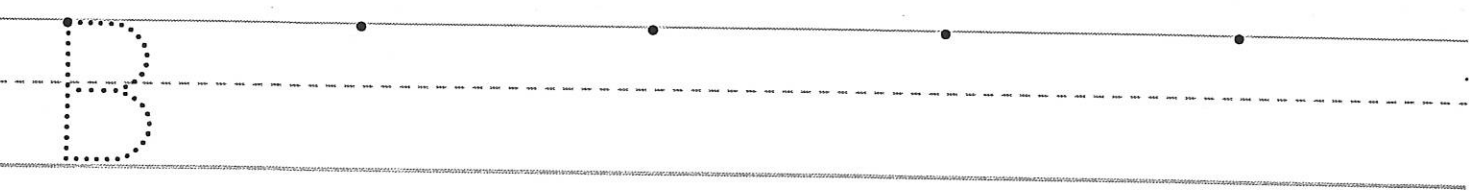
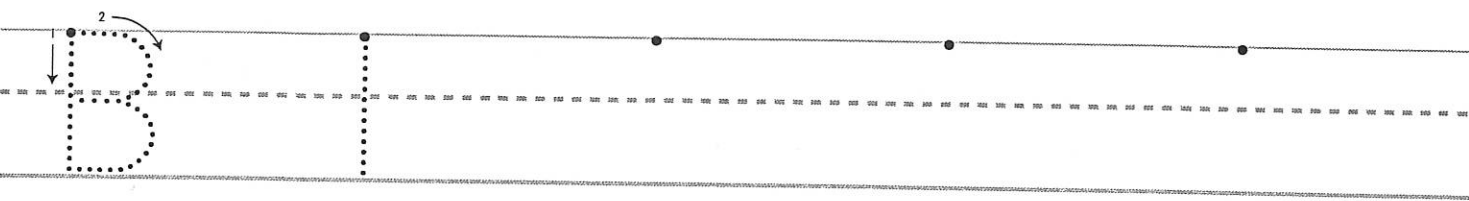
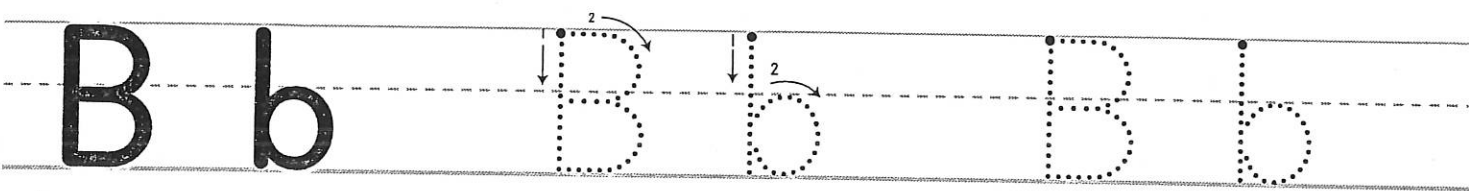
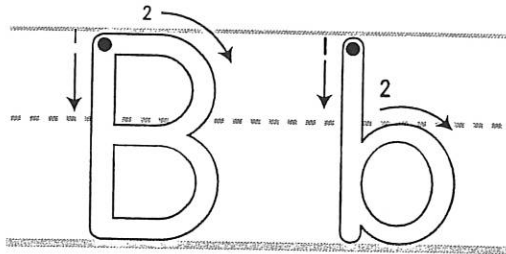
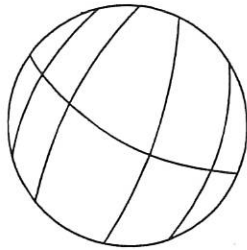


Trace the letter, then write it.

Name: \_\_\_\_\_

# Letter Formation

Bb is for Ball


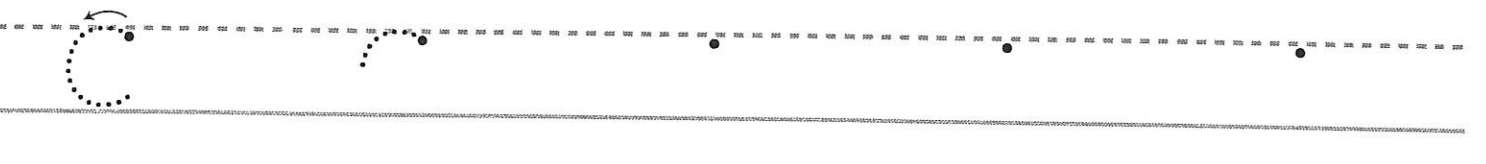
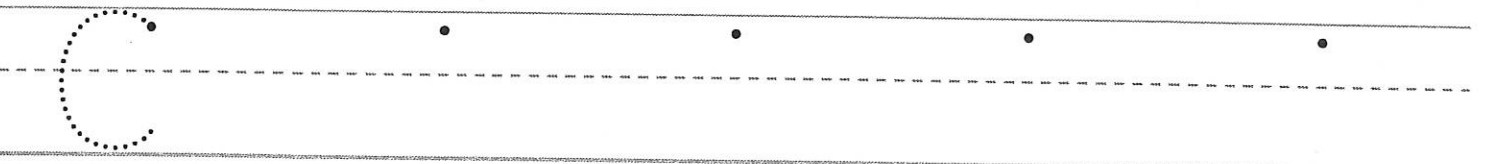
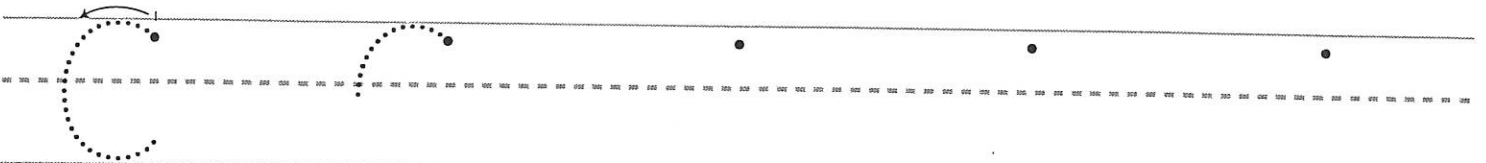
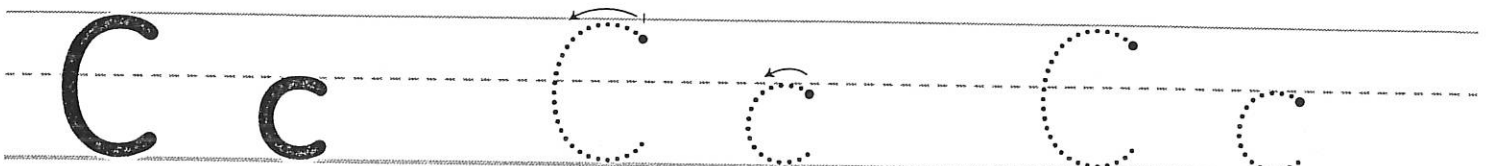
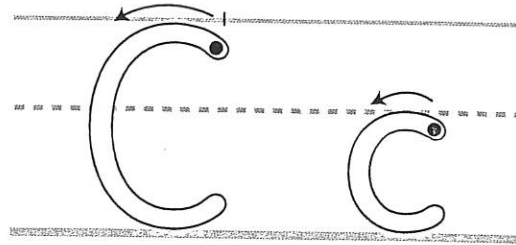


Trace the letter, then write it.

Name: \_\_\_\_\_

# Letter Formation

Cc is for Cat

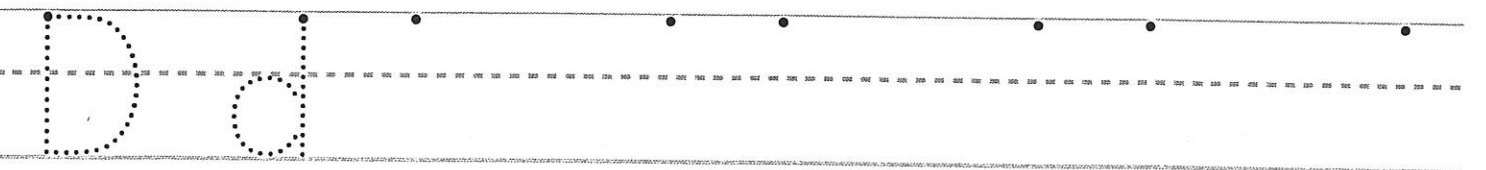




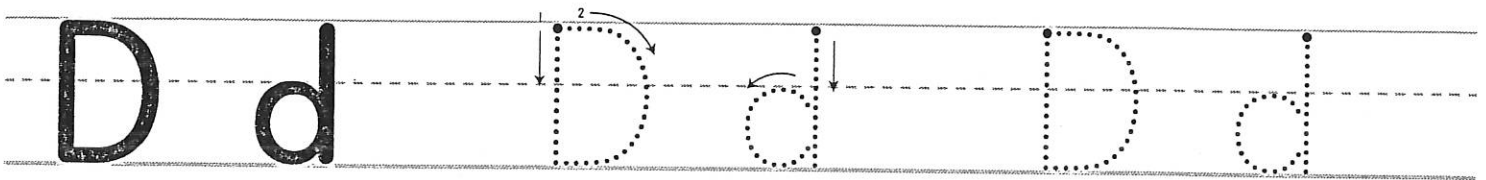
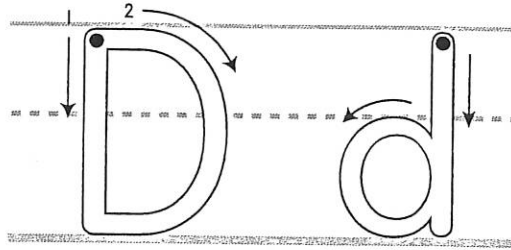
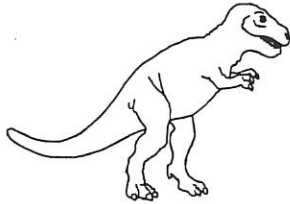


Trace the letter, then write it.

Name: \_\_\_\_\_

# Letter Formation

Dd is for Dinosaur

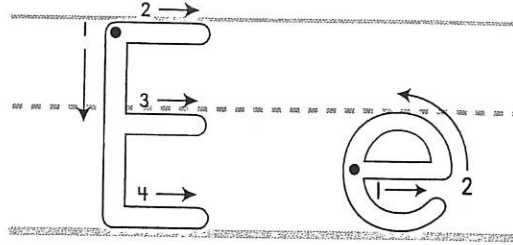



Trace the letter, then write it.

Name: \_\_\_\_\_

# Letter Formation

Ee is for Elephant



Tracing practice row 1: Large solid uppercase E and lowercase e, followed by dotted uppercase E and lowercase e with stroke order arrows and numbers.

Tracing practice row 2: Dotted uppercase E with stroke order arrows and numbers, followed by a dotted starting point and a blank line for writing.

Tracing practice row 3: Dotted uppercase E, followed by a dotted starting point and a blank line for writing.

Tracing practice row 4: Dotted lowercase e with stroke order arrows and numbers, followed by a dotted starting point and a blank line for writing.

Tracing practice row 5: Dotted lowercase e, followed by a dotted starting point and a blank line for writing.

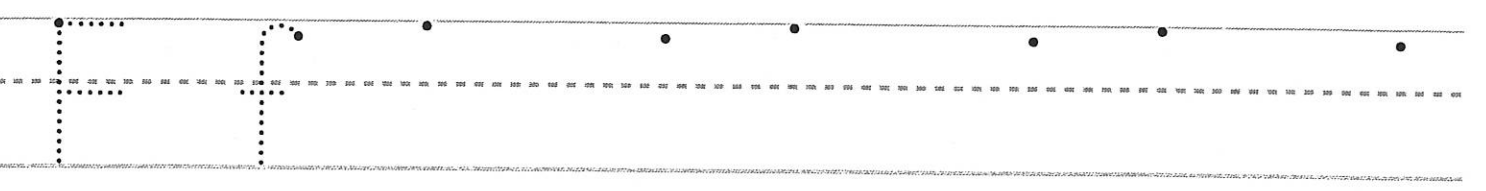
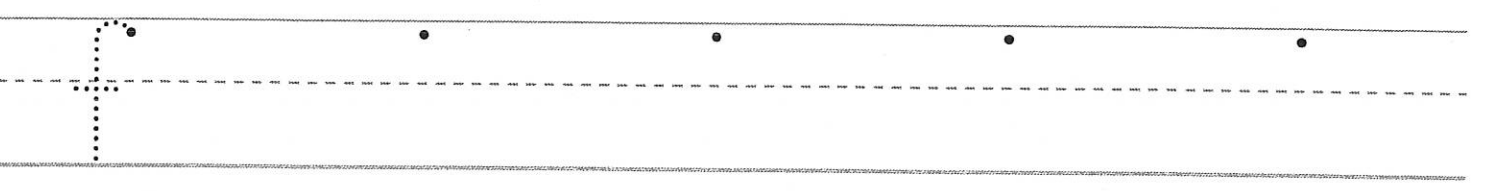
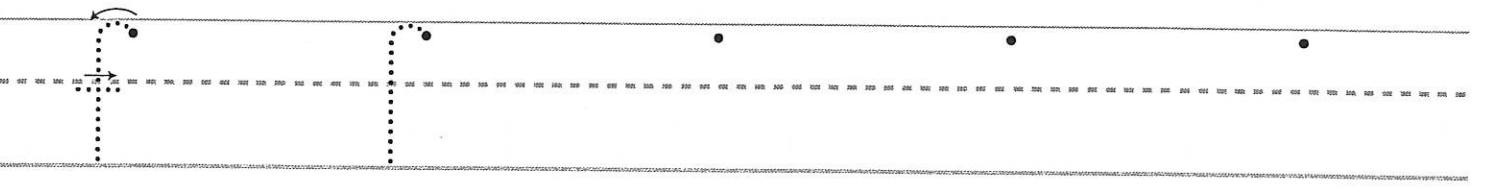
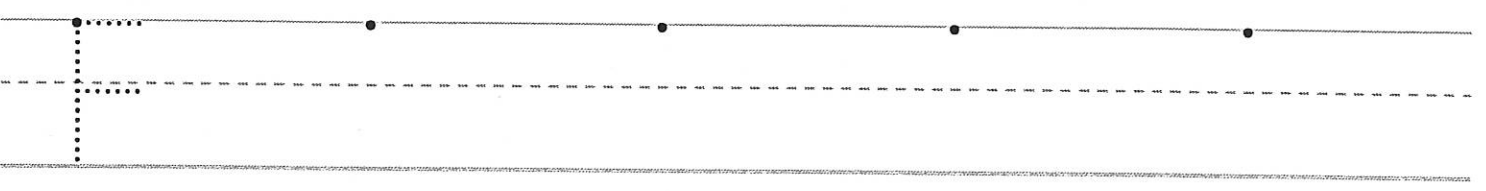

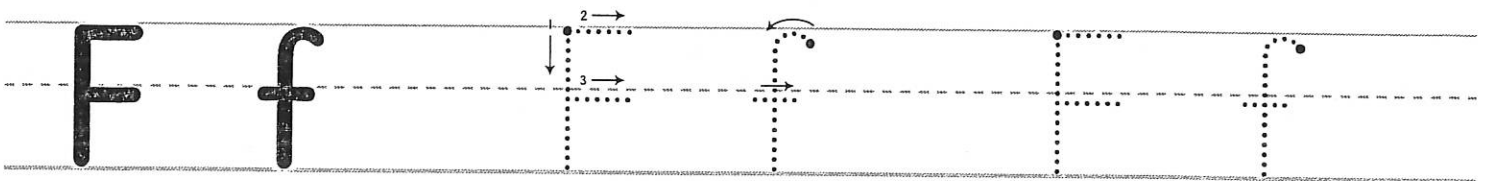
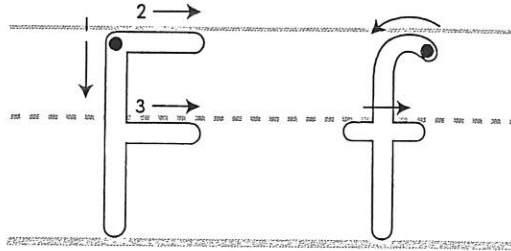
Tracing practice row 6: Dotted uppercase E and lowercase e, followed by a dotted starting point and a blank line for writing.

Trace the letter, then write it.

Name: \_\_\_\_\_

# Letter Formation

Ff is for Fish

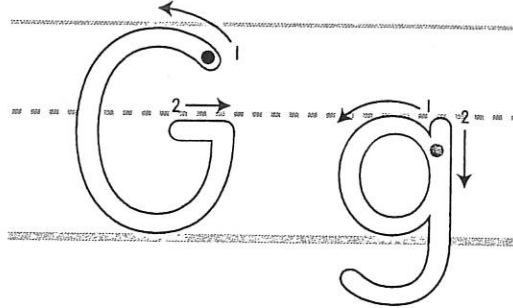



Trace the letter, then write it.

Name: \_\_\_\_\_

# Letter Formation

Gg is for Goat





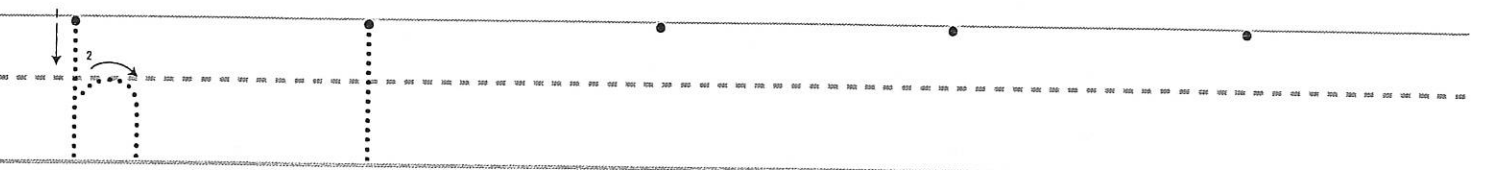


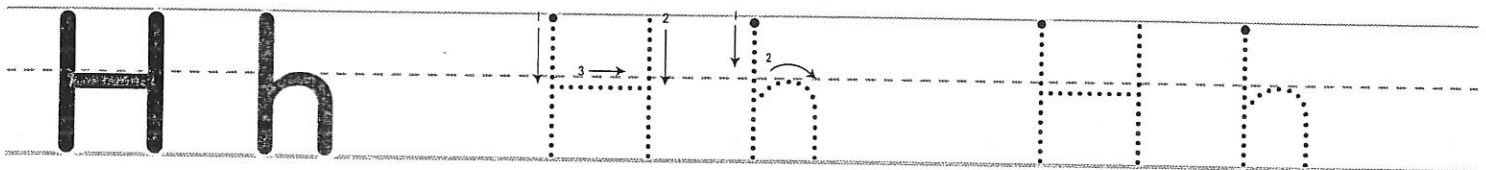
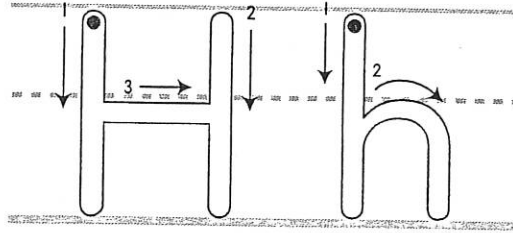

Tracing practice area with multiple rows of handwriting lines. Each row contains a solid letter, a dotted letter for tracing, and a dotted letter with a starting dot for independent writing. The letters are uppercase 'G' and lowercase 'g'. The first row shows a solid 'G', a dotted 'G', and a dotted 'g'. The second row shows a dotted 'G' with stroke order arrows, a dotted 'G', and a dotted 'g'. The third row shows a dotted 'G' with stroke order arrows, a dotted 'G', and a dotted 'g'. The fourth row shows a dotted 'G' with stroke order arrows, a dotted 'G', and a dotted 'g'. The fifth row shows a dotted 'g' with stroke order arrows, a dotted 'g', and a dotted 'g'. The sixth row shows a dotted 'g' with stroke order arrows, a dotted 'g', and a dotted 'g'. The seventh row shows a dotted 'G' with stroke order arrows, a dotted 'G', and a dotted 'g'. The eighth row shows a dotted 'G' with stroke order arrows, a dotted 'G', and a dotted 'g'.

Trace the letter, then write it.

Name: \_\_\_\_\_

# Letter Formation

Hh is for Horse



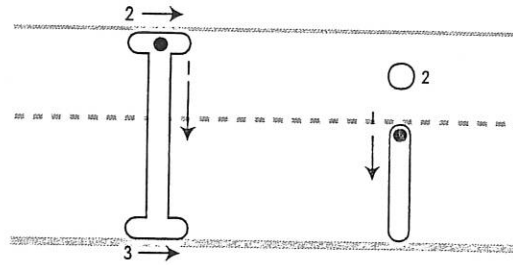
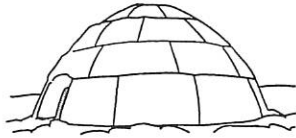
Trace the letter, then write it.



Name: \_\_\_\_\_

# Letter Formation

Ii is for Igloo



Tracing practice row 1: A solid uppercase 'I' with stroke order arrows (1: down, 2: top right, 3: bottom right), a solid lowercase 'i' with stroke order arrows (1: down, 2: dot), a dotted uppercase 'I' with stroke order arrows, a dotted lowercase 'i' with stroke order arrows, a dotted uppercase 'I' with stroke order arrows, and a dotted lowercase 'i' with stroke order arrows.

Tracing practice row 2: A dotted uppercase 'I' with stroke order arrows, a dotted lowercase 'i' with stroke order arrows, a dotted uppercase 'I' with stroke order arrows, and a dotted lowercase 'i' with stroke order arrows.

Tracing practice row 3: A dotted uppercase 'I' with stroke order arrows, a dotted lowercase 'i' with stroke order arrows, a dotted uppercase 'I' with stroke order arrows, and a dotted lowercase 'i' with stroke order arrows.

Tracing practice row 4: A dotted lowercase 'i' with stroke order arrows, a dotted uppercase 'I' with stroke order arrows, a dotted lowercase 'i' with stroke order arrows, and a dotted uppercase 'I' with stroke order arrows.

Tracing practice row 5: A dotted uppercase 'I' with stroke order arrows, a dotted lowercase 'i' with stroke order arrows, a dotted uppercase 'I' with stroke order arrows, and a dotted lowercase 'i' with stroke order arrows.

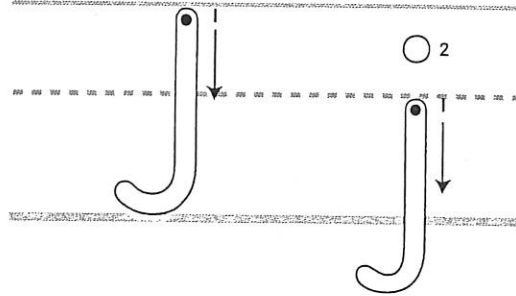
Tracing practice row 6: A dotted uppercase 'I' with stroke order arrows, a dotted lowercase 'i' with stroke order arrows, a dotted uppercase 'I' with stroke order arrows, and a dotted lowercase 'i' with stroke order arrows.

Trace the letter, then write it.

Name: \_\_\_\_\_

# Letter Formation

Jj is for Jump rope




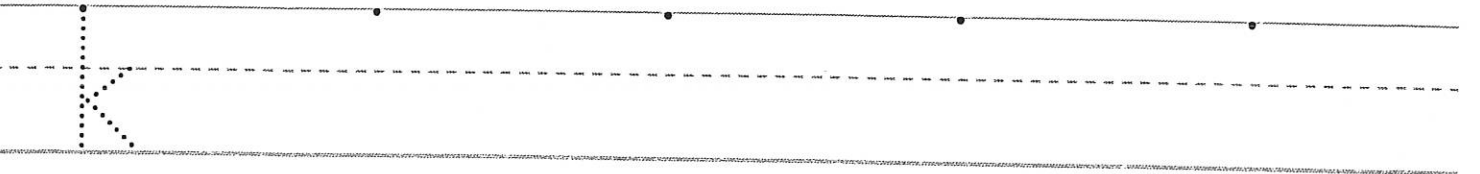
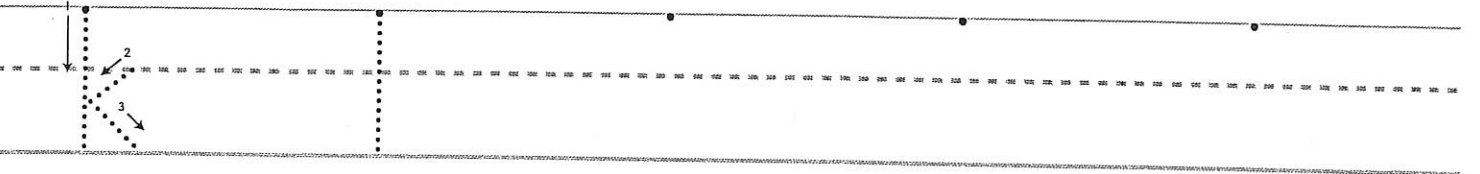
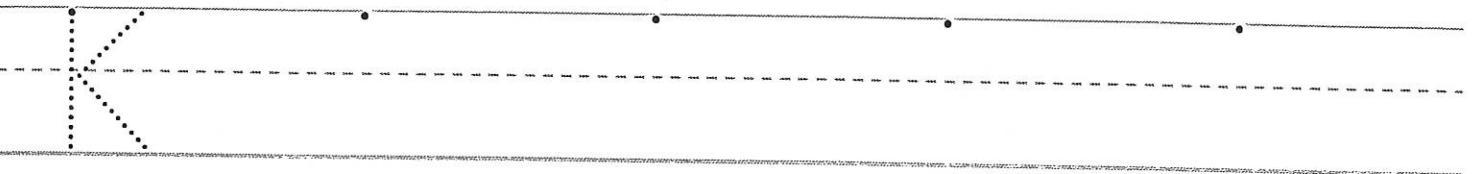

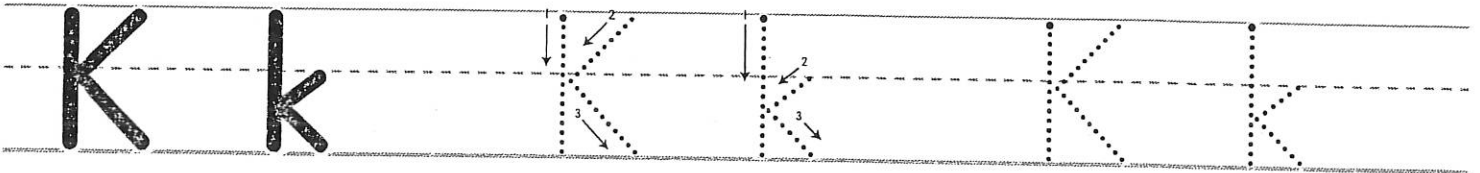
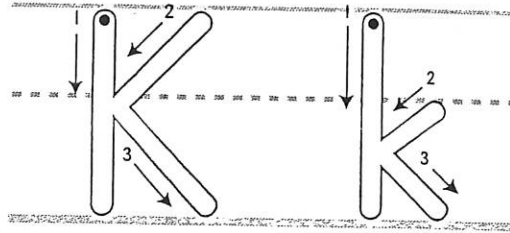
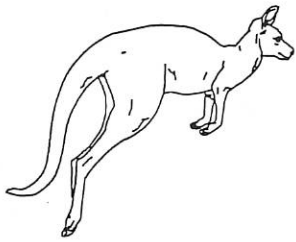
Tracing practice area for the letter Jj. It consists of several rows of handwriting lines (top, dashed middle, bottom). Each row contains a solid uppercase J and a solid lowercase j. Below these are rows of dotted uppercase J and lowercase j for tracing. Some rows include a dot and a downward arrow to indicate the starting point and direction of the stroke. The second row of lowercase j includes a dot and the number '2' to indicate the placement of the second stroke (the dot above the letter).

Trace the letter, then write it.

Name: \_\_\_\_\_

# Letter Formation

Kk is for Kangaroo

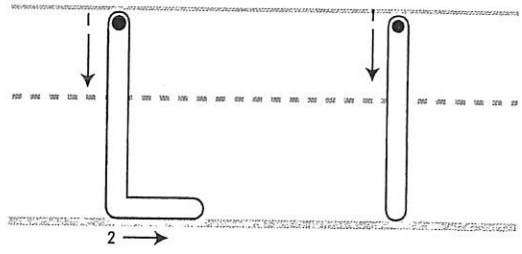
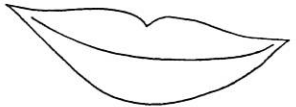


Trace the letter, then write it.

Name: \_\_\_\_\_

# Letter Formation

Ll is for Lips



Handwriting practice row 1: Uppercase L. Includes a solid L, a dotted L, and four dotted Ls for tracing. Stroke order arrows and numbers are shown for the first two Ls.

Handwriting practice row 2: Uppercase L. Includes a dotted L for tracing and three dotted Ls for independent writing. Stroke order arrows and numbers are shown for the first L.

Handwriting practice row 3: Uppercase L. Includes a dotted L for tracing and three dotted Ls for independent writing.

Handwriting practice row 4: Uppercase L. Includes a dotted L for tracing and three dotted Ls for independent writing.

Handwriting practice row 5: Uppercase L. Includes a dotted L for tracing and three dotted Ls for independent writing.



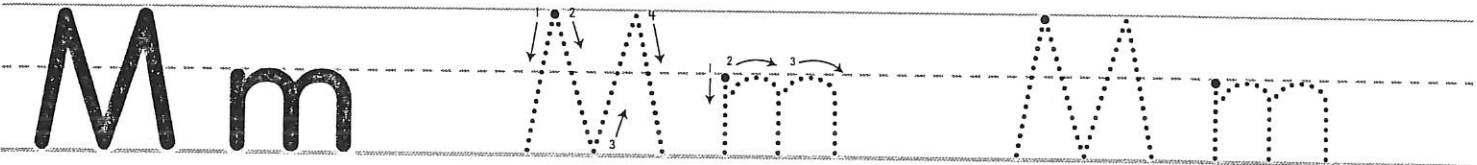
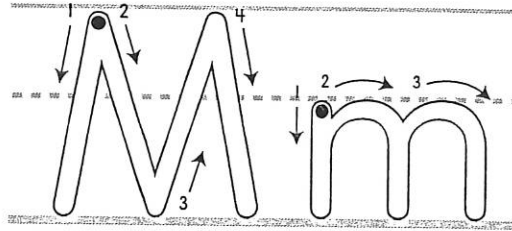

Handwriting practice row 6: Uppercase L. Includes a dotted L for tracing and three dotted Ls for independent writing.

Trace the letter, then write it.

Name: \_\_\_\_\_

# Letter Formation

Mm is for Moon


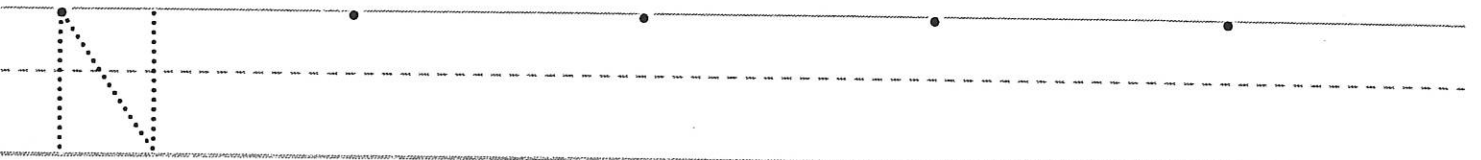

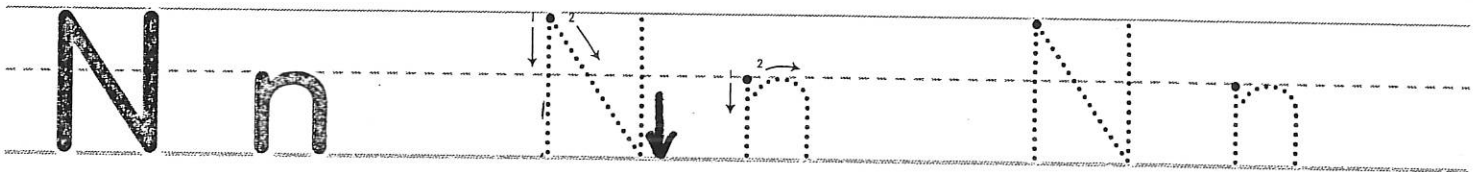
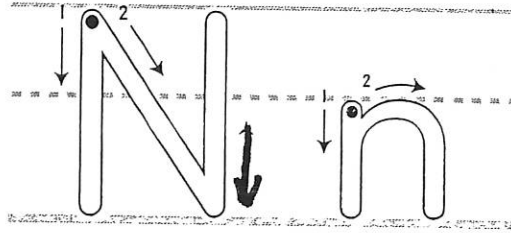
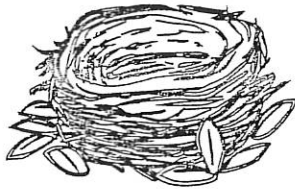


Trace the letter, then write it.

Name: \_\_\_\_\_

# Letter Formation

Nn is for Nest



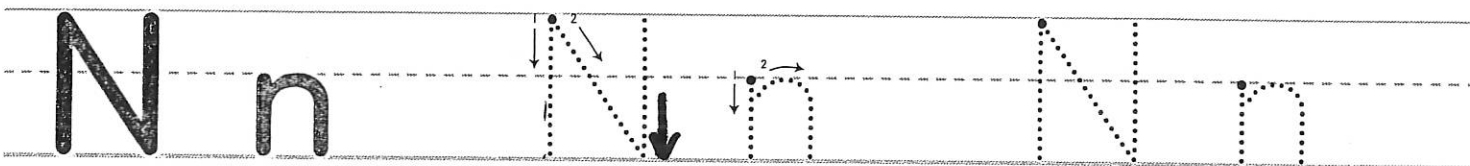
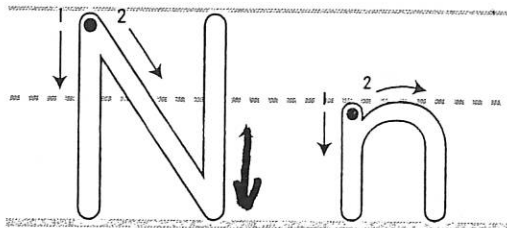
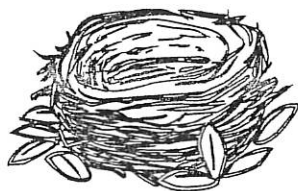


Trace the letter, then write it.

Name: \_\_\_\_\_

# Letter Formation

Nn is for Nest



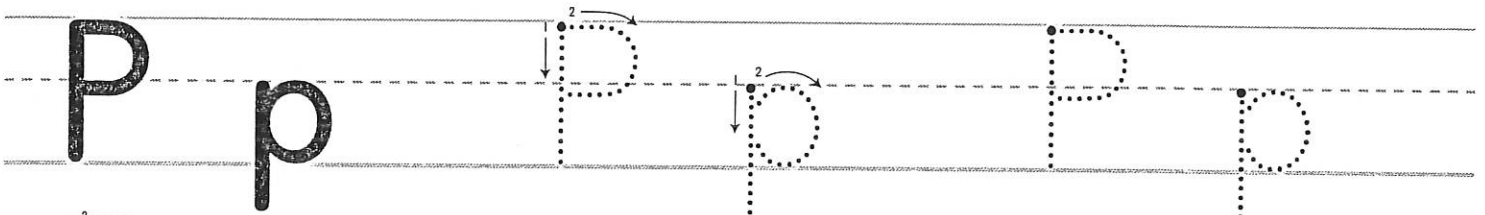
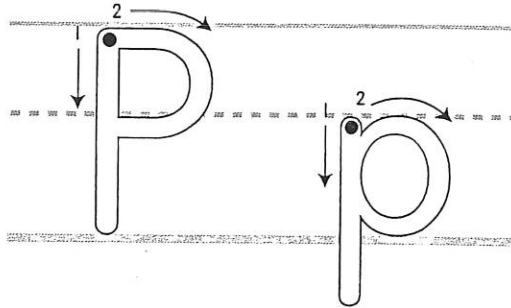



Trace the letter, then write it.

Name: \_\_\_\_\_

# Letter Formation

Pp is for Pizza



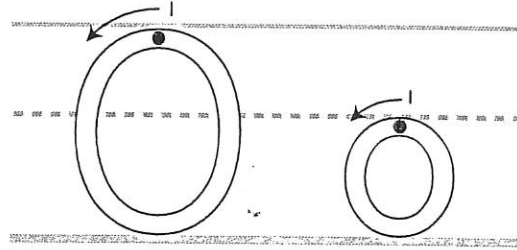
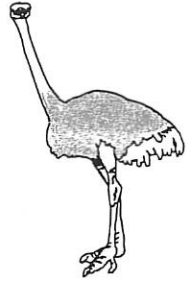
Trace the letter, then write it.



Name: \_\_\_\_\_

# Letter Formation

Oo is for Ostrich



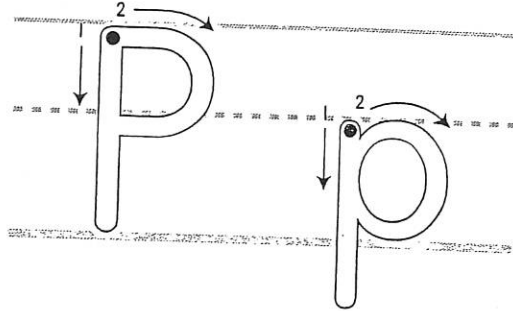

Tracing and writing practice for the letter 'Oo'. The page contains several rows of handwriting lines (top solid, middle dashed, bottom solid). Each row includes a solid letter 'O' or 'o' followed by a dotted version for tracing. Some rows also include a starting dot and a curved arrow to indicate the stroke direction. The letters are arranged in pairs: uppercase 'O' and lowercase 'o'.

Trace the letter, then write it.

Name: \_\_\_\_\_

# Letter Formation

Pp is for Pizza



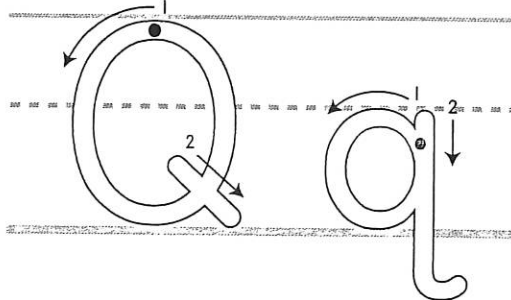
Handwriting practice lines for the letter Pp. Each row contains a solid letter, a dotted letter for tracing, and a dotted letter with a starting dot for independent writing. The letters are placed on a set of three horizontal lines (top, middle-dashed, bottom).

Trace the letter, then write it.

Name: \_\_\_\_\_

# Letter Formation

Qq is for Queen







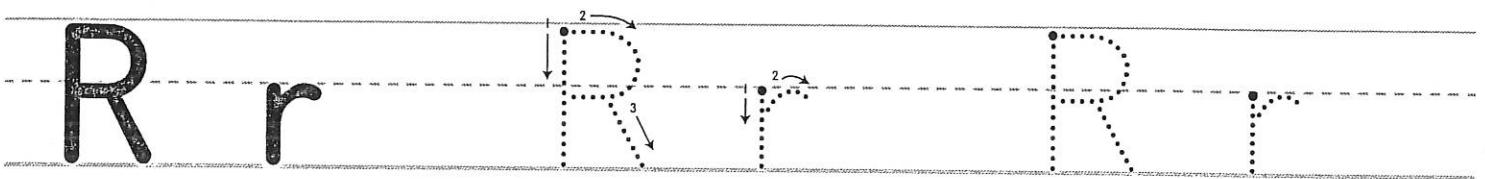
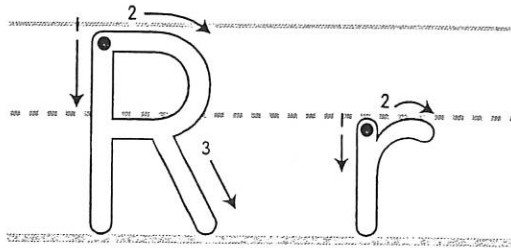

Tracing practice lines for uppercase Q and lowercase q. Each row contains a solid letter, a dotted letter with stroke order arrows, and several dotted letters for tracing. The letters are placed on a set of three horizontal lines (top, middle, bottom).

Trace the letter, then write it.

Name: \_\_\_\_\_

# Letter Formation

Rr is for Rainbow



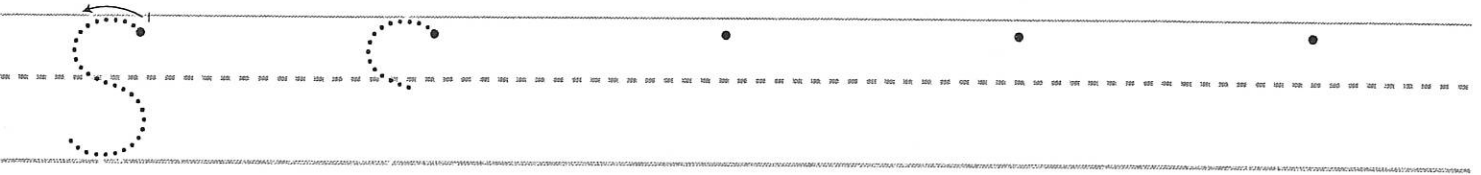
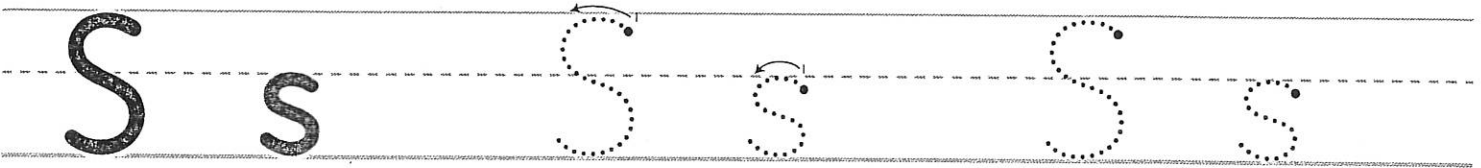




Trace the letter, then write it.

Name: \_\_\_\_\_

# Letter Formation

Ss is for Snake


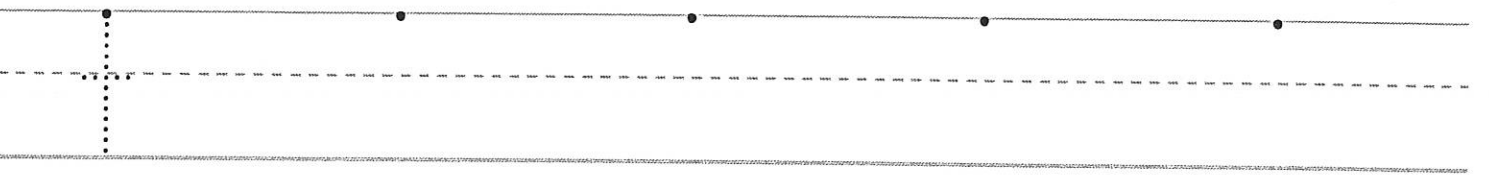
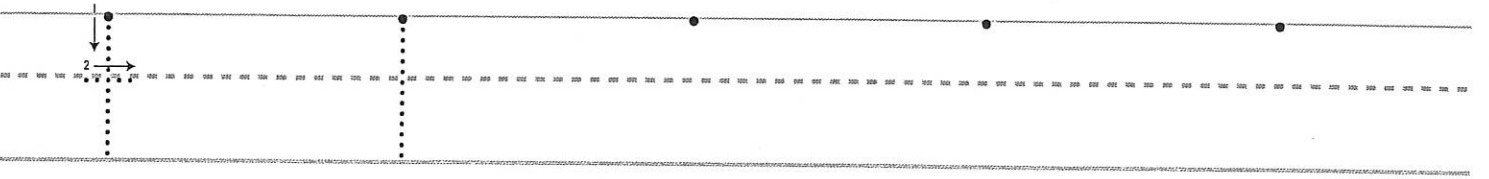


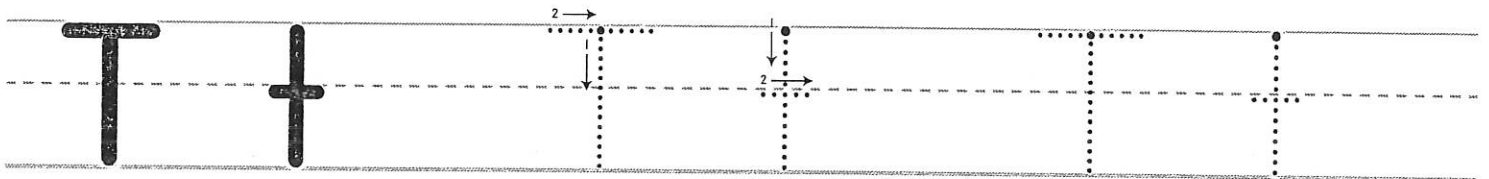
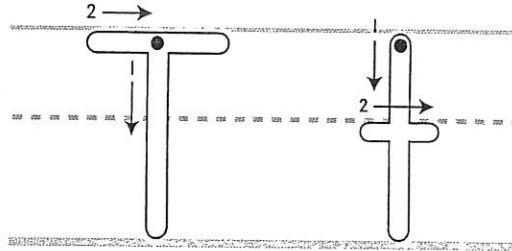


Trace the letter, then write it.

Name: \_\_\_\_\_

# Letter Formation

Tt is for Tiger



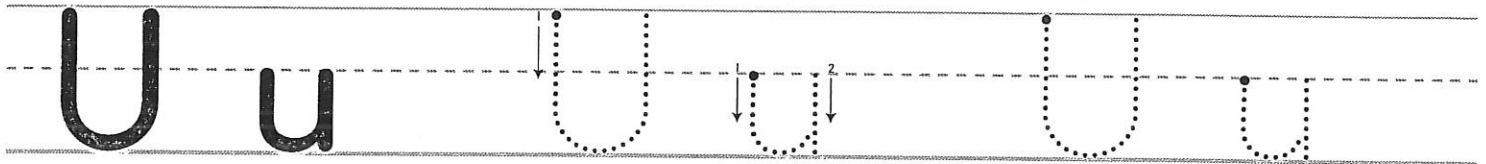
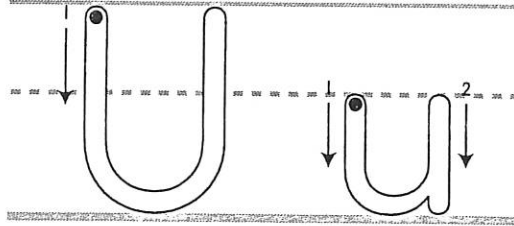



Trace the letter, then write it.

Name: \_\_\_\_\_

# Letter Formation

Uu is for Umbrella

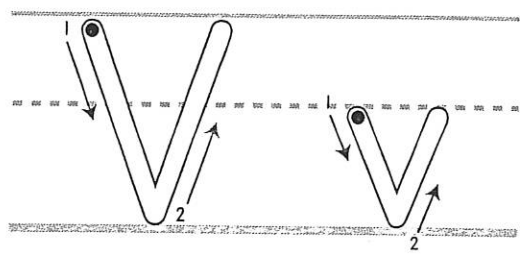


Trace the letter, then write it.

Name: \_\_\_\_\_

# Letter Formation

Vv is for Violin



Tracing practice row 1: A solid uppercase V, a solid lowercase v, a dotted uppercase V with stroke order arrows, a dotted lowercase v with stroke order arrows, a dotted uppercase V, and a dotted lowercase v.

Tracing practice row 2: A dotted uppercase V with stroke order arrows, a dotted lowercase v, a dotted uppercase V, and a dotted lowercase v.

Tracing practice row 3: A dotted uppercase V, a dotted lowercase v, a dotted uppercase V, and a dotted lowercase v.

Tracing practice row 4: A dotted uppercase V with stroke order arrows, a dotted lowercase v, a dotted uppercase V, and a dotted lowercase v.

Tracing practice row 5: A dotted uppercase V, a dotted lowercase v, a dotted uppercase V, and a dotted lowercase v.

Tracing practice row 6: A dotted uppercase V, a dotted lowercase v, a dotted uppercase V, and a dotted lowercase v.

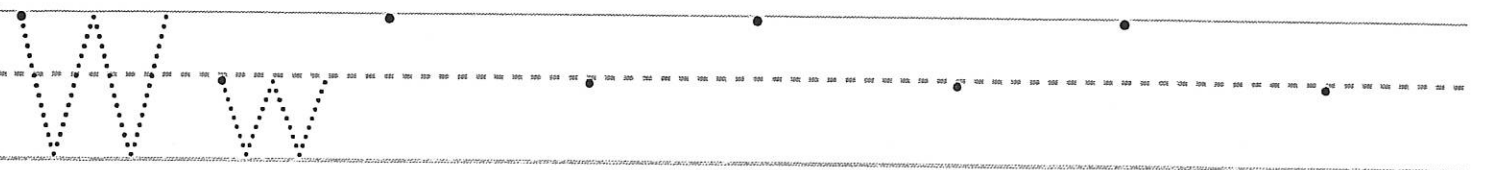

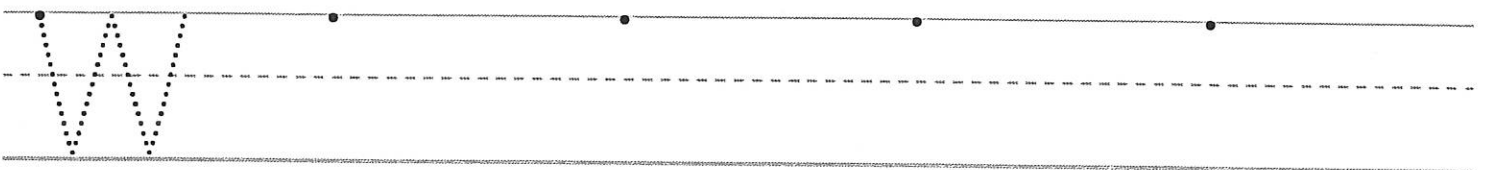

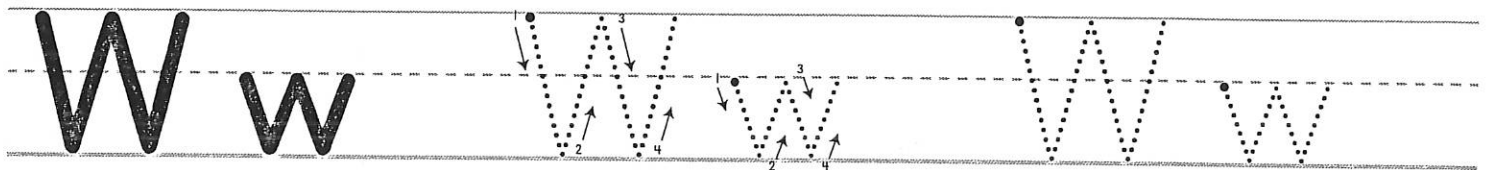
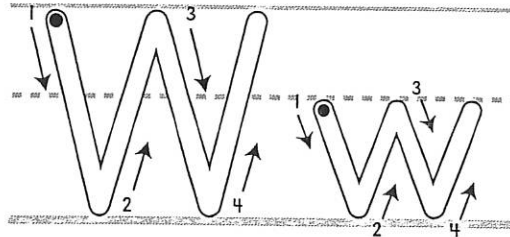

Trace the letter, then write it.



Name: \_\_\_\_\_

# Letter Formation

Ww is for Wolf




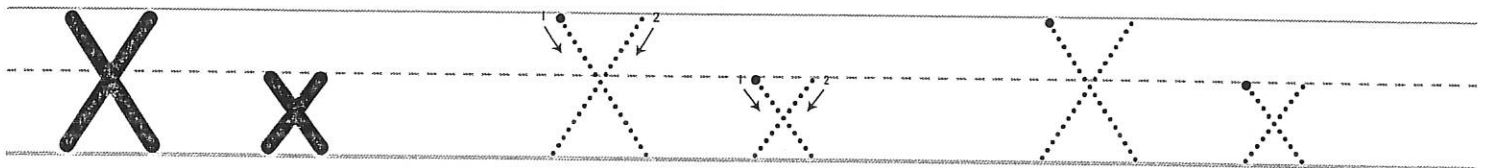
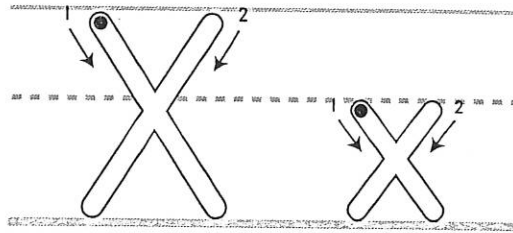
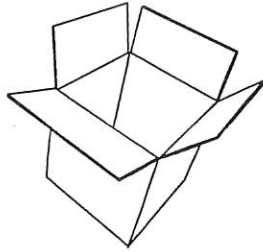


Trace the letter, then write it.

Name: \_\_\_\_\_

# Letter Formation

Xx is for box

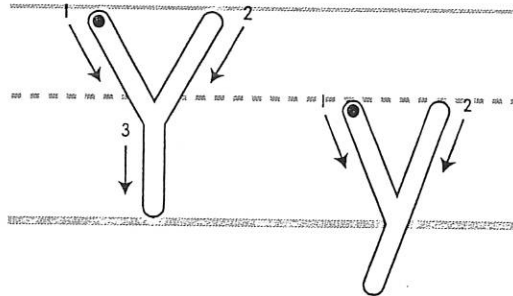
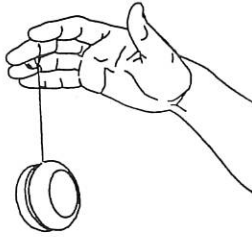


Trace the letter, then write it.

Name: \_\_\_\_\_

# Letter Formation

Yy is for Yo-yo



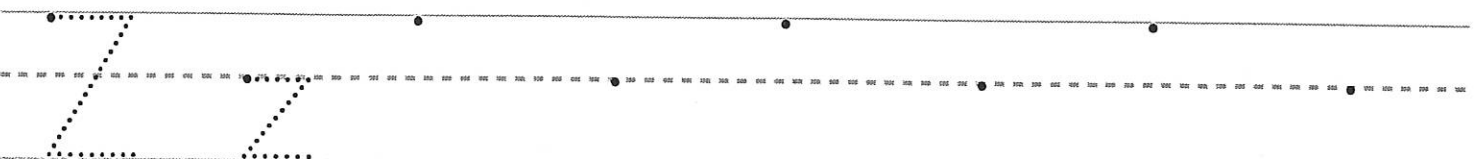
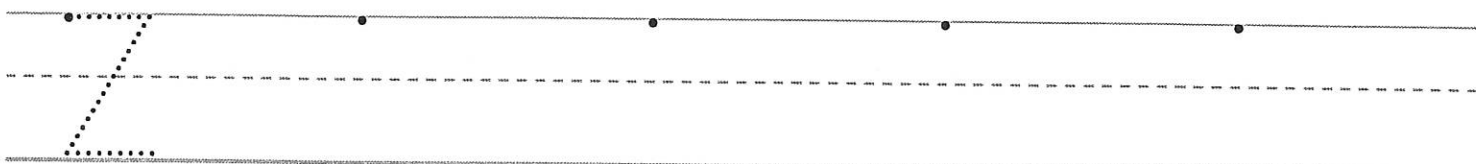
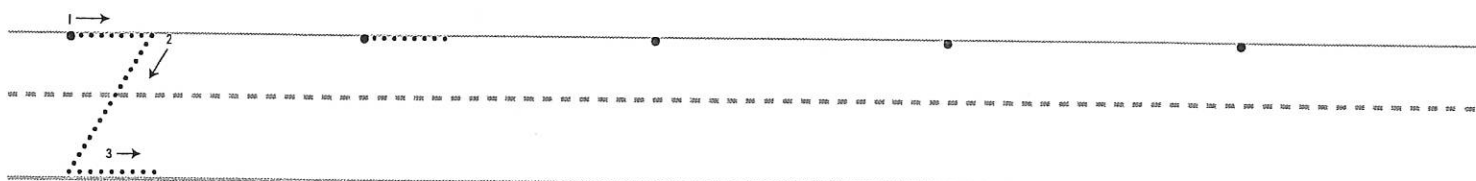
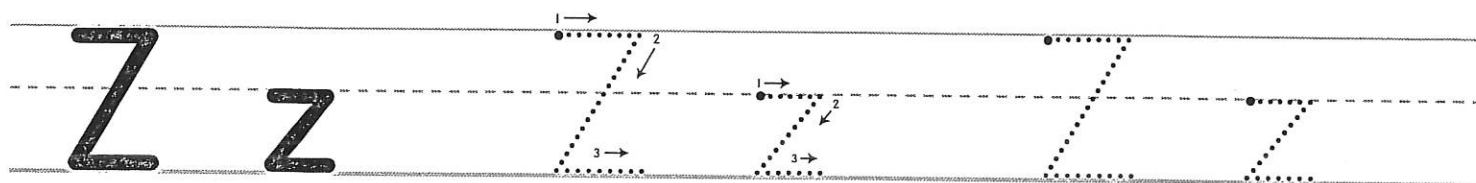
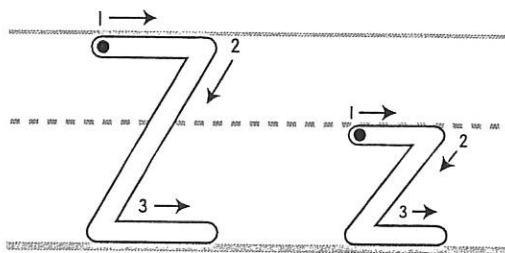
Tracing practice area for uppercase Y and lowercase y. Each row contains a solid letter followed by a dotted letter with numbered arrows indicating stroke order. The letters are placed on a set of three horizontal lines (top, middle, bottom). The first row shows uppercase Y and lowercase y. The second row shows uppercase Y and lowercase y. The third row shows uppercase Y and lowercase y. The fourth row shows uppercase Y and lowercase y. The fifth row shows uppercase Y and lowercase y. The sixth row shows uppercase Y and lowercase y. The seventh row shows uppercase Y and lowercase y. The eighth row shows uppercase Y and lowercase y. The ninth row shows uppercase Y and lowercase y. The tenth row shows uppercase Y and lowercase y. The eleventh row shows uppercase Y and lowercase y. The twelfth row shows uppercase Y and lowercase y. The thirteenth row shows uppercase Y and lowercase y. The fourteenth row shows uppercase Y and lowercase y. The fifteenth row shows uppercase Y and lowercase y. The sixteenth row shows uppercase Y and lowercase y. The seventeenth row shows uppercase Y and lowercase y. The eighteenth row shows uppercase Y and lowercase y. The nineteenth row shows uppercase Y and lowercase y. The twentieth row shows uppercase Y and lowercase y. The twenty-first row shows uppercase Y and lowercase y. The twenty-second row shows uppercase Y and lowercase y. The twenty-third row shows uppercase Y and lowercase y. The twenty-fourth row shows uppercase Y and lowercase y. The twenty-fifth row shows uppercase Y and lowercase y. The twenty-sixth row shows uppercase Y and lowercase y. The twenty-seventh row shows uppercase Y and lowercase y. The twenty-eighth row shows uppercase Y and lowercase y. The twenty-ninth row shows uppercase Y and lowercase y. The thirtieth row shows uppercase Y and lowercase y. The thirty-first row shows uppercase Y and lowercase y. The thirty-second row shows uppercase Y and lowercase y. The thirty-third row shows uppercase Y and lowercase y. The thirty-fourth row shows uppercase Y and lowercase y. The thirty-fifth row shows uppercase Y and lowercase y. The thirty-sixth row shows uppercase Y and lowercase y. The thirty-seventh row shows uppercase Y and lowercase y. The thirty-eighth row shows uppercase Y and lowercase y. The thirty-ninth row shows uppercase Y and lowercase y. The fortieth row shows uppercase Y and lowercase y. The forty-first row shows uppercase Y and lowercase y. The forty-second row shows uppercase Y and lowercase y. The forty-third row shows uppercase Y and lowercase y. The forty-fourth row shows uppercase Y and lowercase y. The forty-fifth row shows uppercase Y and lowercase y. The forty-sixth row shows uppercase Y and lowercase y. The forty-seventh row shows uppercase Y and lowercase y. The forty-eighth row shows uppercase Y and lowercase y. The forty-ninth row shows uppercase Y and lowercase y. The fiftieth row shows uppercase Y and lowercase y.

Trace the letter, then write it.

Name: \_\_\_\_\_

# Letter Formation

Zz is for Zebra



Trace the letter, then write it.